

LADDERUP FINANCE LIMITED

Regd. Off.: A-102, 1st Floor, Hallmark Business Plaza, Sant Dyaneshwar Marg, Near Gurunanak Hospital, Bandra (East), Mumbai - 400 051. India, CIN : L67120MH1993PLC074278

Unaudited Financial Results for the Quarter and Half Year Ended 30th September, 2018

(Rs. in Lakh except EPS)

Sr. No.	Particulars	Standalone						Consolidated					
		Quarter Ended			Half Yearly		Year Ended	Quarter Ended			Half Yearly		Year Ended
		30-Sep-18	30-Jun-18	30-Sep-17	30-Sep-18	30-Sep-17	31-Mar-18	30-Sep-18	30-Jun-18	30-Sep-17	30-Sep-18	30-Sep-17	31-Mar-18
		Unaudited					Audited	Unaudited					Audited
1.	Income From Operations												
a.	Net Sales/ Income	75.87	177.67	44.61	253.54	194.05	1,066.02	186.07	328.80	192.31	514.87	455.37	1,573.37
b.	Other Income	-	-	-	-	-	0.04	1.33	1.41	2.23	2.74	2.54	8.35
	Total Income from Operations (a+b)	75.87	177.67	44.61	253.54	194.05	1,066.06	187.40	330.21	194.54	517.61	457.91	1,581.72
2.	Expenditure :												
a.	Employees Benefits Expense	29.44	29.05	28.89	58.49	57.83	116.90	82.64	112.14	80.69	194.78	164.48	358.86
b.	Finance Cost	31.53	32.30	35.11	63.83	67.27	135.84	31.55	32.32	35.12	63.87	67.30	135.88
c.	Depreciation & Amortisation Expense	0.97	0.97	0.97	1.94	1.73	3.67	1.52	1.42	1.42	2.94	2.58	5.44
d.	CSR Expenses	-	-	-	-	-	25.00	-	-	-	-	-	25.00
e.	Other Expenses	7.08	8.76	7.32	15.84	13.58	109.98	44.11	54.57	35.41	98.68	68.46	236.57
	Total Expenses	69.02	71.08	72.29	140.10	140.41	391.39	159.82	200.45	152.64	360.27	302.82	761.75
3.	Profit/(Loss) from Operations before Exceptional Items and Extraordinary items and Tax (1-2)	6.86	106.59	(27.68)	113.44	53.63	674.67	27.58	129.76	41.90	157.34	155.09	819.97
4.	Exceptional Item	-	-	-	-	-	36.23	-	-	-	-	-	36.23
5.	Profit/(Loss) before Tax (3-4)	6.86	106.59	(27.68)	113.44	53.63	638.44	27.58	129.76	41.90	157.34	155.09	783.74
6.	Tax Expense												
	- Current Tax	(4.60)	21.98	(6.89)	17.38	8.28	132.78	(1.05)	26.34	7.86	25.28	28.84	163.87
	- Minimum Alternative Tax Credit (Entitlement) / Utilised	8.28	(21.31)	6.69	(13.03)	(8.28)	(127.82)	9.17	(19.41)	14.36	(10.24)	2.63	(114.65)
	- Minimum Alternative Tax of earlier year	-	-	-	-	-	37.03	-	-	-	-	-	36.86
	- Deferred Tax	-	-	-	-	-	(0.13)	-	-	-	-	-	(1.01)
	- Short/ (Excess) Provision of Tax	-	-	-	-	-	(38.19)	-	-	-	-	-	(38.61)
7.	Net Profit/(Loss) after tax before Minority Interest (5-6)	3.18	105.91	(27.48)	109.09	53.63	634.77	19.46	122.83	19.68	142.30	123.62	737.29
8.	Add / (Less) : Share of Profit / (Loss) of associates	-	-	-	-	-	-	0.87	2.17	1.53	3.04	14.17	9.44
9.	Add / (Less) Minority Interest	-	-	-	-	-	-	(7.98)	(8.29)	(15.56)	(16.27)	(23.10)	(44.92)
10.	Net Profit/(Loss) after taxes, minority Interest and share of profit / (Loss) of associates. (7-8-9)	3.18	105.91	(27.48)	109.09	53.63	634.77	12.35	116.72	5.65	129.07	114.69	701.82
11.	Paid-up equity share capital (Face Value Rs. 10/-)	1,285.26	1,285.26	1,285.26	1,285.26	1,285.26	1,285.26	1,285.26	1,285.26	1,285.26	1,285.26	1,285.26	1,285.26
12.	Reserve excluding Revaluation Reserves	-	-	-	-	-	4,390.15	-	-	-	-	-	4,430.96
13.	Earnings Per Share (Face Value Rs.10/-)*												
a)	Basic	0.02	0.82	(0.21)	0.85	0.42	4.94	0.10	0.91	0.04	1.00	0.89	5.46
b)	Diluted	0.02	0.82	(0.21)	0.85	0.42	4.94	0.10	0.91	0.04	1.00	0.89	5.46

* Earnings per shares for the interim period is not annualised



LADDERUP FINANCE LIMITED

Regd. Off.: A-102, 1st Floor, Hallmark Business Plaza, Sant Dyaneshwar Marg, Near Gurunanak Hospital, Bandra (East), Mumbai - 400 051. India , CIN : L67120MH1993PLC074278

Unaudited Financial Results for the Quarter and Half Year Ended 30th September, 2018

Notes:

- 1 The above results of the Company for the quarter and half year ended September 30,2018 have been reviewed by the Audit Committee and approved by the Board of Directors at their respective meetings held on October 31, 2018.
- 2 The above consolidated results represent results of Ladderup Finance Limited, its subsidiary i.e. Ladderup Wealth Management Private Limited and its associate i.e. Annapurna Pet Private Limited and have been prepared in accordance with Accounting Standard 21 on "consolidated financial statement" and Accounting Standard 23 on "Accounting for Investments in Associates in Consolidated Financial Statements" respectively.
- 3 The segment reporting of the Company and its subsidiaries has been prepared in accordance with Accounting Standard - 17 on "Segment Reporting" . (Annexure 1)
- 4 Pursuant to Regulation 33 of the SEBI (Listing and other Discloser Requirement) Regulation 2015. The Standalone and Consolidated Results of the Company are available on the Company's website: www.ladderup.com & on the website of BSE: www.bseindia.com.
- 5 Provision for deferred tax will be accounted for at end of the year as in the previous financial year.
- 6 Corresponding figures of previous period/year have been regrouped, wherever considered necessary to correspond to current period/year classification.



Place: Mumbai
Date : 31st October, 2018

For and on behalf of the Board

Sunil Goyal
DIN 00503570
Managing Director



(Annexure 1)

(Rs. In Lakh)

Particulars	Standalone						Consolidated					
	Quarter Ended			Half Year Ended		Year Ended	Quarter Ended			Half Year Ended		Year Ended
	30-Sep-18	30-Jun-18	30-Sep-17	30-Sep-18	30-Sep-17	31-Mar-18	30-Sep-18	30-Jun-18	30-Sep-17	30-Sep-18	30-Sep-17	31-Mar-18
	Unaudited					Audited	Unaudited					Audited
Segment Revenue:												
i) Investment & Trading Activities	15.48	123.58	(3.19)	139.06	96.88	867.90	15.48	123.58	(3.19)	139.06	96.88	867.90
ii) Finance Activities	60.39	54.09	47.80	114.48	97.17	198.12	60.39	54.09	47.80	114.48	97.17	198.12
iii) Investment Advisory Services	-	-	-	-	-	-	110.19	151.13	147.70	261.32	261.55	519.60
Total Segment Revenue	75.88	177.67	44.61	253.54	194.05	1,066.02	186.07	328.80	192.31	514.87	455.60	1,585.62
Less : Inter Segment Revenue	-	-	-	-	-	-	-	-	-	-	0.23	0.23
Less : Elimination of profit on sale of subsidiary	-	-	-	-	-	-	-	-	-	-	-	12.02
Net Income from Operations	75.88	177.67	44.61	253.54	194.05	1,066.02	186.07	328.80	192.31	514.87	455.37	1,573.37
Segment Results :												
i) Investment & Trading Activities	15.44	123.25	(3.82)	138.69	95.46	864.31	15.44	123.25	(3.82)	138.69	95.46	852.29
ii) Finance Activities	28.88	21.81	12.71	51.15	29.94	62.47	28.88	21.81	12.71	51.15	29.71	62.24
iii) Investment Advisory Services	-	-	-	-	-	-	19.39	21.76	67.36	41.15	99.15	149.23
Total	44.32	145.06	8.89	189.84	125.40	926.78	63.72	166.82	76.25	230.99	224.32	1,063.76
Add: Unallocable Income	-	-	-	-	-	0.04	1.33	1.41	2.23	2.74	2.54	8.35
Less : Unallocable Expenses	37.46	38.47	36.57	76.39	71.77	288.37	37.46	38.47	36.57	76.39	71.77	288.37
Total Profit/(Loss) Before Tax	6.86	106.59	(27.68)	113.44	53.63	638.44	27.58	129.76	41.90	157.34	155.09	783.74

Notes:

Fixed assets and other assets used in the Company's operations or liabilities contracted have not been identified to any of the reportable segments, as the assets are used interchangeably between segments. Hence, it is not practicable to provide segment disclosures relating to total assets and liabilities.



Place: Mumbai
Date : 31st October, 2018

For and on behalf of the Board


Sunil Goyal
DIN 00503570
Managing Director





Ladderup

Engineering Growth

Ladderup Finance Limited
Unaudited Statement of Assets & Liabilities

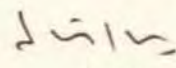
(Amount in Rs. Lakh)

Particulars	Standalone		Consolidated	
	As at		As at	
	30-Sep-18	31-Mar-18	30-Sep-18	31-Mar-18
I EQUITY AND LIABILITIES				
Shareholders' Funds				
(a) Share Capital	1,285.26	1,285.26	1,285.26	1,285.26
(b) Reserves & Surplus	4,507.77	4,398.78	4,562.15	4,433.19
Sub-total - Shareholders' Funds	5,793.03	5,684.04	5,847.41	5,718.45
Minority Interest	-	-	114.10	97.83
Non-current Liabilities				
(a) Long-term Borrowings	253.10	314.72	253.10	314.72
(b) Long-term Provisions	5.47	5.47	18.37	18.37
Sub-total Non-current Liabilities	258.57	320.19	271.47	333.09
Current Liabilities				
(a) Short-term Borrowings	1,186.56	696.58	1,186.56	696.58
(b) Trade Payables				
- MSME	-	-	-	-
- Others	1.54	0.22	15.48	14.29
(c) Other Current Liabilities	153.25	170.41	177.48	213.68
(d) Short-term Provisions	16.50	40.18	19.40	42.17
Sub-total Current Liabilities	1,357.85	907.39	1,398.92	966.72
TOTAL- EQUITY AND LIABILITIES	7,409.45	6,911.62	7,631.90	7,116.10
II ASSETS				
Non-current Assets				
(a) Fixed Assets	37.78	39.82	43.28	44.02
(b) Non-current Investments	3,763.53	3,897.67	3,699.15	3,830.25
(c) Deferred Tax Assets (Net)	1.98	1.98	5.73	5.73
(d) Long-term Loans and Advances	496.60	483.56	500.67	490.43
Sub-total Non-current Assets	4,299.89	4,423.03	4,248.83	4,370.43
Current Assets				
(a) Current Investments	534.33	59.81	625.47	195.37
(c) Trade Receivables	15.49	-	141.71	102.68
(d) Cash and Cash Equivalents	17.39	455.82	70.22	473.88
(e) Short-term Loans and Advances	2,542.35	1,972.96	2,545.67	1,973.73
Sub-total -Current Assets	3,109.56	2,488.59	3,383.07	2,745.67
TOTAL- ASSETS	7,409.45	6,911.62	7,631.90	7,116.10

For and on behalf of the Board of Directors

Place: Mumbai
Date: 31st October, 2018




Sunil Goyal
DIN 00503570
Managing Director

Shah Gupta & Co.

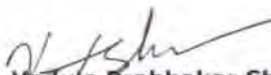
Chartered Accountants

INDEPENDENT AUDITORS' REVIEW REPORT

The Board of Directors
Ladderup Finance Limited
Mumbai

1. We have reviewed the accompanying statement of unaudited Standalone Financial Results of **Ladderup Finance Limited** (the "Company") for the quarter and half year ended September 30, 2018 (the "Statement"), being submitted by the Company pursuant to the requirements of Regulation 33 of the SEBI (Listing Obligations and Disclosure Requirements) Regulations, 2015 read with SEBI Circular No. CIR/CFD/FAC/62/2016 dated July 5, 2016. This statement is the responsibility of the Company's Management and approved by the Board of Directors. Our responsibility is to issue a report on this statement based on our review.
2. We conducted our review in accordance with the Standard on Review Engagements (SRE) 2410, "Review of Interim Financial Information Performed by Independent Auditor of the Entity", issued by the Institute of Chartered Accountants of India. This Standard requires that we plan and perform the review to obtain moderate assurance as to whether the financial statements are free of material misstatement. A review is limited primarily to inquiries of company personnel and analytical procedures applied to financial data and thus provide less assurance than an audit. We have not performed an audit and accordingly, we do not express an audit opinion.
3. Based on our review conducted as above, nothing has come to our attention that causes us to believe that the accompanying statement prepared in accordance with applicable Accounting Standards and other recognized accounting practices and policies has not disclosed the information required to be disclosed in terms of Regulation 33 of the SEBI (Listing Obligations and Disclosure Requirements) Regulations, 2015 read with SEBI Circular No. CIR/CFD/FAC/62/2016 dated July 5, 2016, including the manner in which it is to be disclosed, or that it contains any material misstatement.

For **SHAH GUPTA & CO.**
Chartered Accountants
Firm Registration No. - 109574W


Vedula Prabhakar Sharma
Partner
Membership No. 123088



Place: Mumbai
Date: October 31, 2018

Shah Gupta & Co.


Chartered Accountants

INDEPENDENT AUDITORS' REVIEW REPORT

The Board of Directors
Ladderup Finance Limited
Mumbai

1. We have reviewed the accompanying statement of unaudited Consolidated Financial Results of **Ladderup Finance Limited** (the "Company") and its Subsidiary and Associate (the "Company" and its Subsidiary and Associate together referred to as the "Group") for the quarter and half year ended September 30, 2018 (the "Statement"), being submitted by the Company pursuant to the requirements of Regulation 33 of the SEBI (Listing Obligations and Disclosure Requirements) Regulations, 2015 read with SEBI Circular No. CIR/CFD/FAC/62/2016 dated July 5, 2016. This statement is the responsibility of the Company's Management and approved by the Board of Directors. Our responsibility is to issue a report on this statement based on our review.
2. We conducted our review in accordance with the Standard on Review Engagements (SRE) 2410, "Review of Interim Financial Information Performed by Independent Auditor of the Entity", issued by the Institute of Chartered Accountants of India. This Standard requires that we plan and perform the review to obtain moderate assurance as to whether the financial statements are free of material misstatement. A review is limited primarily to inquiries of company personnel and analytical procedures applied to financial data and thus provide less assurance than an audit. We have not performed an audit and accordingly, we do not express an audit opinion.
3. The Statement includes the results of the Ladderup Wealth Management Private Limited, a Subsidiary Company and Annapurna Pet Private Limited, an Associate Company. Financials for Associate Company considered in the consolidated unaudited financial results is based on their interim financial information which have not been reviewed by their auditors and are based on the information and explanations given to us by the Management. Our report on the Statement is not qualified in respect of our reliance on the interim financial information/ financial results are not material to the Group.
4. Based on our review conducted as above, nothing has come to our attention that causes us to believe that the accompanying statement prepared in accordance with applicable Accounting Standards and other recognized accounting practices and policies has not disclosed the information required to be disclosed in terms of Regulation 33 of the SEBI (Listing Obligations and Disclosure Requirements) Regulations, 2015 read with SEBI Circular No. CIR/CFD/FAC/62/2016 dated July 5, 2016, including the manner in which it is to be disclosed, or that it contains any material misstatement.

For **SHAH GUPTA & CO.**
Chartered Accountants
Firm Registration No. – 109574W


Vedula Prabhakar Sharma
Partner
Membership No. 123088



Place: Mumbai
Date: October 31, 2018